

## Features

- Frequency Range: 0.008 – 100 MHz
- Impedance Ratio: 1:1, Balanced to Balanced
- Industry Standard SMT package
- Available in Tape-and -Reel
- Low Cost

## SURFACE MOUNT TRANSFORMER



## Description

The XFA-0101-1B transformer is designed for applications that require small, low cost, and highly reliable surface mount components. Applications may be found in broadband, wireless and other communications systems. S-Parameters are available on request.

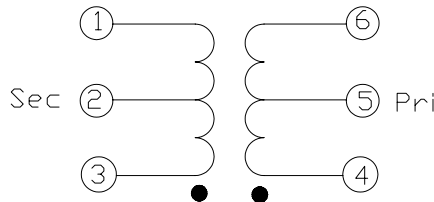
## Specifications

Parameter	Minimum	Maximum
Frequency Range (MHz)	0.008	100
Insertion Loss <1dB	0.015	40
Insertion Loss <2dB	0.010	80
Insertion Loss <3dB	0.008	100
Impedance ratio	1:1	
Type	Balanced to Balanced	

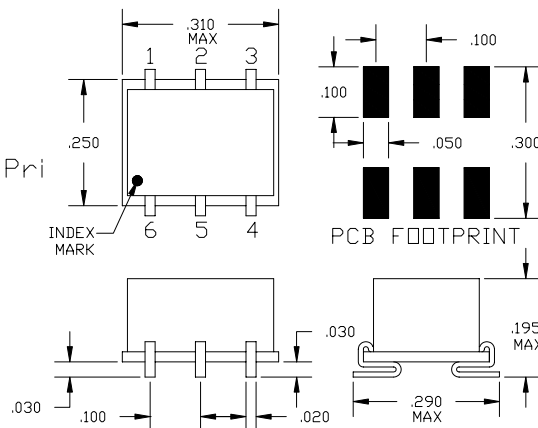
## Absolute Maximum Ratings

Parameter	Maximum
RF Power	+33 dBm
Operating Temperature	-55 to +100 °C
Storage Temperature	-55 to +100 °C
Re-flow Temperature	+ 240 °C

## Schematic



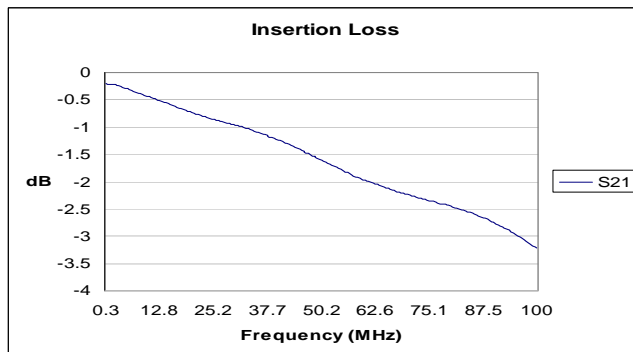
## Package – S06



## Pin Functions

Function	Pin
SECONDARY	1
SECONDARY CT	2
SECONDARY DOT	3
PRIMARY DOT	4
PRIMARY CT	5
PRIMARY	6

Typical Test Data – Insertion Loss of two units tested back-to-back @ 25°C. Primary Impedance 50 Ohms.



Specifications and information on this data sheet are subject to change without notice.